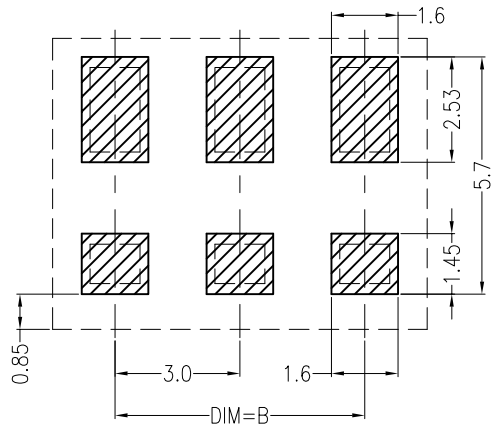
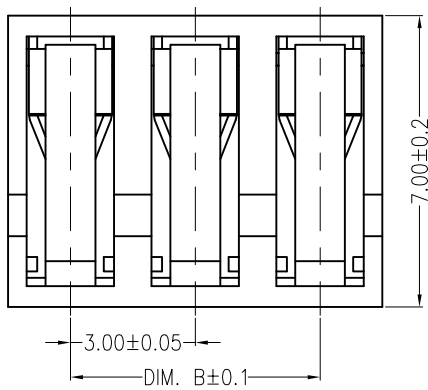
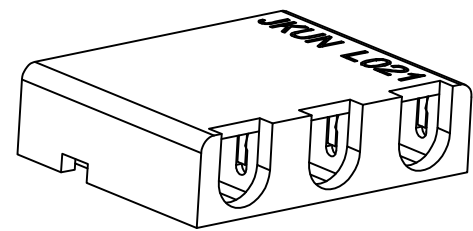
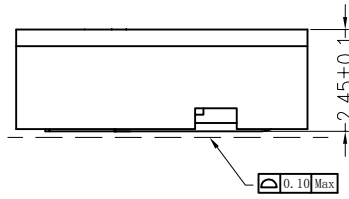
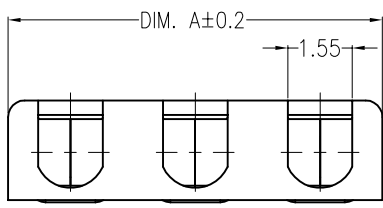


REV	DESCRIPTION	DESIGN	DATE
A0	Release	吴丹平	2016.04.30

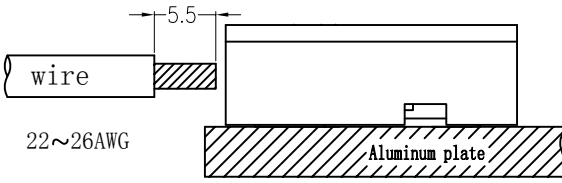
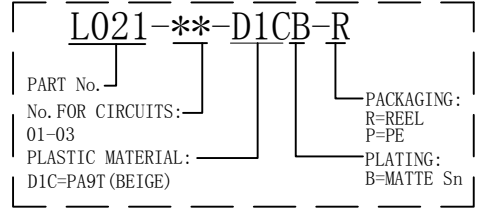


Board Layout

主要技术参数 Main Specifications

线数 (Poles): 01 to 03  
 接触电阻 (Contact resistance):  $\leq 20m\Omega$   
 绝缘电阻 (Insulation resistance):  $\geq 800M\Omega$   
 额定电压 (Rated voltage): 250 V AC DC  
 额定电流 (Rated current): 2.0A AC DC  
 耐电压 (Withstand Voltage): 1500V AC/minute  
 温度范围 (Temperature Range):  $-40^{\circ}C \sim +110^{\circ}C$

ORDER INFORMATION:



Assembly Layout

名称	尺寸	DIM. A	DIM. B	备注
L021-01		3.00		
L021-02		6.00	3.00	
L021-03		9.00	6.00	

ITEM	COMPONENT	Q'TY	MATERIAL	FINISH
C				
B	CONTACT	1~3 PCS	PhosphorBronze	MATTE Sn-plated
A	PEDESTAL	1 PCS	PA9T	UL 94V-0, COLOR:BEIGE

JKUN 温州健坤接插件有限公司 WENZHOU JKUN CONNECTOR CO., LTD.		TITLE: - 3.0mmPITCH 180°WAFER SMT TYPE	
X.±0.5	X.±5'	USE: CUSTOMER	PART NO.:
.X±0.3	.X±2'		L021-**-D1CB-R
.XX±0.25	.XX±1'	APPD: 邵敬和	DWG NO.:
--	--	CHKD: 田峰	JKUN/GCCP-0040
⊕	UNITS: mm	DR: 蒋建银	SCALE: 1:1
			SHEET: 1/1